




ARCHITECTURAL
GRATES + DRAINS



100Tii20

Tile Insert Drain



The 100Tii20 is a modular all stainless steel drainage system.

The 100Tii20 is a Tile Insert Drain manufactured from 1.5mm thick 316 marine grade stainless steel. Suitable for tiles up to 10mm thick.

Stormtech Modular Kits are supplied with grate and oversized channel to be cut down on site. One piece channel comes with pre punched spigot with outlet extender (kits up to 2000mm long). Oversized channel enables choice of outlet positions: centre, end or wherever preferred. Kits over 2000mm long and kits requiring multiple outlets are supplied with outlet on joiner plate. All kits are supplied with 2x clip-on end caps.

Code 100Tii20

Range 100

Grate Style Ti

Category Modular Kits

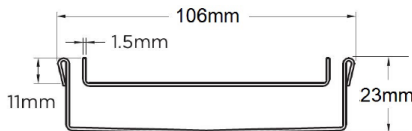
Channel Material Stainless Steel

Steel Grade 316

(Grate/Channel Lengths Provided) 900mm/1500mm, 1000mm/1500mm, 1200mm/1800mm, 1500mm/2400mm, 1800mm/3000mm, 2000mm/3000mm


SPECIFICATIONS + DIMENSIONS

Channel Width	106mm
Channel Depth	23mm
Length(s)	1000mm 1200mm 1500mm 1800mm 1900mm 2000mm
Outlet Size	DN80, DN100



Grates longer than 1500mm supplied in sections. Tile Inserts longer than 1200mm supplied in sections. Channels over 3000mm supplied in sections with joiner. +/-2mm tolerance on dimensions.

STORMTECH COLOUR FINISHES



Electroplate finishes subject to natural variation with time and local environment. Factors such as pools/surf beaches may require electropolishing. Contact us for suitability.

PRODUCT APPLICATIONS

- Bathroom Drainage
- Aged / Health Care Drainage
- Balcony Drainage
- Commercial Drainage
- Hospitality Drainage
- Shower Drainage
- Multi-Residential Drainage
- Special Needs Drainage
- Threshold Drainage
- Wet Area Drainage

Copyright © Stormtech Pty Ltd. Patent 733361. Drawings not to scale, please use dimensions shown. Downloaded 17/11/2024 (please check for updates)



Visit stormtech.com.au
for tools + inspiration.

Phone **1300 653 403**

Email info@stormtech.com.au