



ARCHITECTURAL  
GRATES + DRAINS



# 100Custom-316-A

## Linear Drain



**316 stainless steel 100mm wide grate and custom channel depth.**

Depth between 22mm and 100mm for a U shape channel. Depth between 40mm and 100mm for a recessed channel.

Available with a 3mm wire x 5mm gap, 5mm wire x 5mm gap, 5mm wire x 5mm gap Grate Grip slip resistant dimple finish and 2mm wire x 2.5mm gap grates

Suits Load Class A

For site specific needs or unusual situations, choose from our Custom Fabrication range.

Stormtech can customise any drainage requirements to achieve maximum efficiency.

**Code** 100Custom-316-A

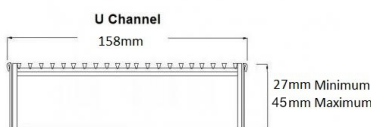
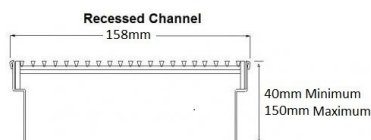
**Range** Custom Fabrication

**Grate Style** CR

**Category** Custom Made

**Channel Material** Stainless Steel

**Steel Grade** 316




Grates longer than 1500mm supplied in sections. Tile Inserts longer than 1200mm supplied in sections. Channels over 3000mm supplied in sections with joiner. +/-2mm tolerance on dimensions.

### SPECIFICATIONS + DIMENSIONS

<b>Channel Width</b>	110mm
<b>Channel Depth</b>	22mm - 100mm
<b>Length(s)</b>	As Required
<b>Outlet Size</b>	DN40, DN50, DN65, DN80, DN100

### STORMTECH COLOUR FINISHES



**Electroplate finishes subject to natural variation with time and local environment. Factors such as pools/surf beaches may require electropolishing. Contact us for suitability.**

### PRODUCT APPLICATIONS

Bathroom Drainage  
Aged / Health Care Drainage  
Balcony Drainage  
Commercial Drainage  
Courtyard / Patio Drainage  
Driveway Drainage

Pool and Spa Area Drainage  
Hospitality Drainage  
Paved Area Drainage  
Shower Drainage  
Multi-Residential Drainage  
Special Needs Drainage



Copyright © Stormtech Pty Ltd. Patent 733361. Drawings not to scale, please use dimensions shown. Downloaded 02/07/2025 (please check for updates)

Visit **stormtech.com.au**  
for tools + inspiration.

Phone **1300 653 403**

Email **info@stormtech.com.au**