




ARCHITECTURAL
GRATES + DRAINS



65PASi25MTL

Linear Drain



All stainless steel drainage unit made to specified length with specified outlet position. New Punched Angle Slot Grate

The 65PAS25 is a Punched Perpendicular Slot grate design.

Manufactured from 316 marine grade the 65PAS25 is 65mm wide and 25mm deep.

Refer to AS3500 for outlet pipe sizes specific to your installation.

Code 65PASi25MTL

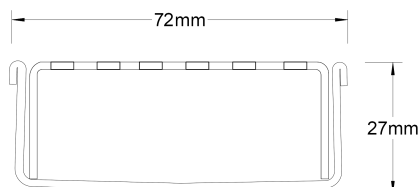
Range 65

Grate Style PAS

Category Made-to-Length

Channel Material Stainless Steel

Steel Grade 316




Grates longer than 1500mm supplied in sections. Tile Inserts longer than 1200mm supplied in sections. Channels over 3000mm supplied in sections with joiner. +/-2mm tolerance on dimensions.

SPECIFICATIONS + DIMENSIONS

Channel Width	72mm
Channel Depth	27mm
Length(s)	As Required
Outlet Size	DN40, DN50, DN65

STORMTECH COLOUR FINISHES



Electroplate finishes subject to natural variation with time and local environment. Factors such as pools/surf beaches may require electropolishing. Contact us for suitability.

PRODUCT APPLICATIONS

Bathroom Drainage	Hospitality Drainage
Aged / Health Care Drainage	Paved Area Drainage
Balcony Drainage	Shower Drainage
Commercial Drainage	Multi-Residential Drainage
Courtyard / Patio Drainage	Special Needs Drainage
Pool and Spa Area Drainage	Threshold Drainage

Copyright © Stormtech Pty Ltd. Patent 733361. Drawings not to scale, please use dimensions shown.
Downloaded 13/01/2026 (please check for updates)



Visit **stormtech.com.au**
for tools + inspiration.

Phone **1300 653 403**

Email **info@stormtech.com.au**